



DomainWire

Edition 6 – December 2013

Domain Name Stat Report

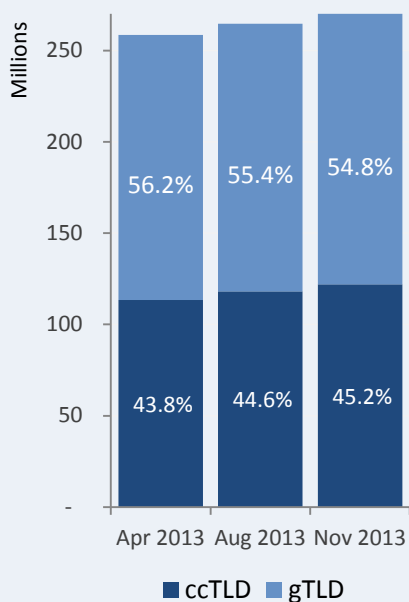
DomainWire Stat Report is CENTR's quarterly publication covering basic domain name statistics with a focus on European ccTLDs (country code Top Level Domains). A ccTLD (country code top level domain) is a two-letter domain name extension such as .de (Germany), .es (Spain) or .cz (Czech Republic).

CENTR is the European ccTLD association. CENTR is a not-for-profit organisation dedicated to supporting the interest of country code TLD managers. The objectives of CENTR are to promote and participate in the development of high standards and best practices among ccTLD Registries. CENTR has 51 Full members and 9 Associate members who all together represent around 80% of the total number of ccTLD domain name registrations worldwide.



Global Domain Name Status

ccTLD and gTLD Global Market Share Evolution*



As at November 2013, the total number of registrations across all Top Level Domains (TLDs) stood at **270 million**. This figure represents a growth of roughly 2.0% since August 2013 (or 5.3 million registrations) with the largest growth in found among ccTLDs at (3.8%). sTLDs registrations have decreased over the quarter largely due to declines in the .asia TLD.

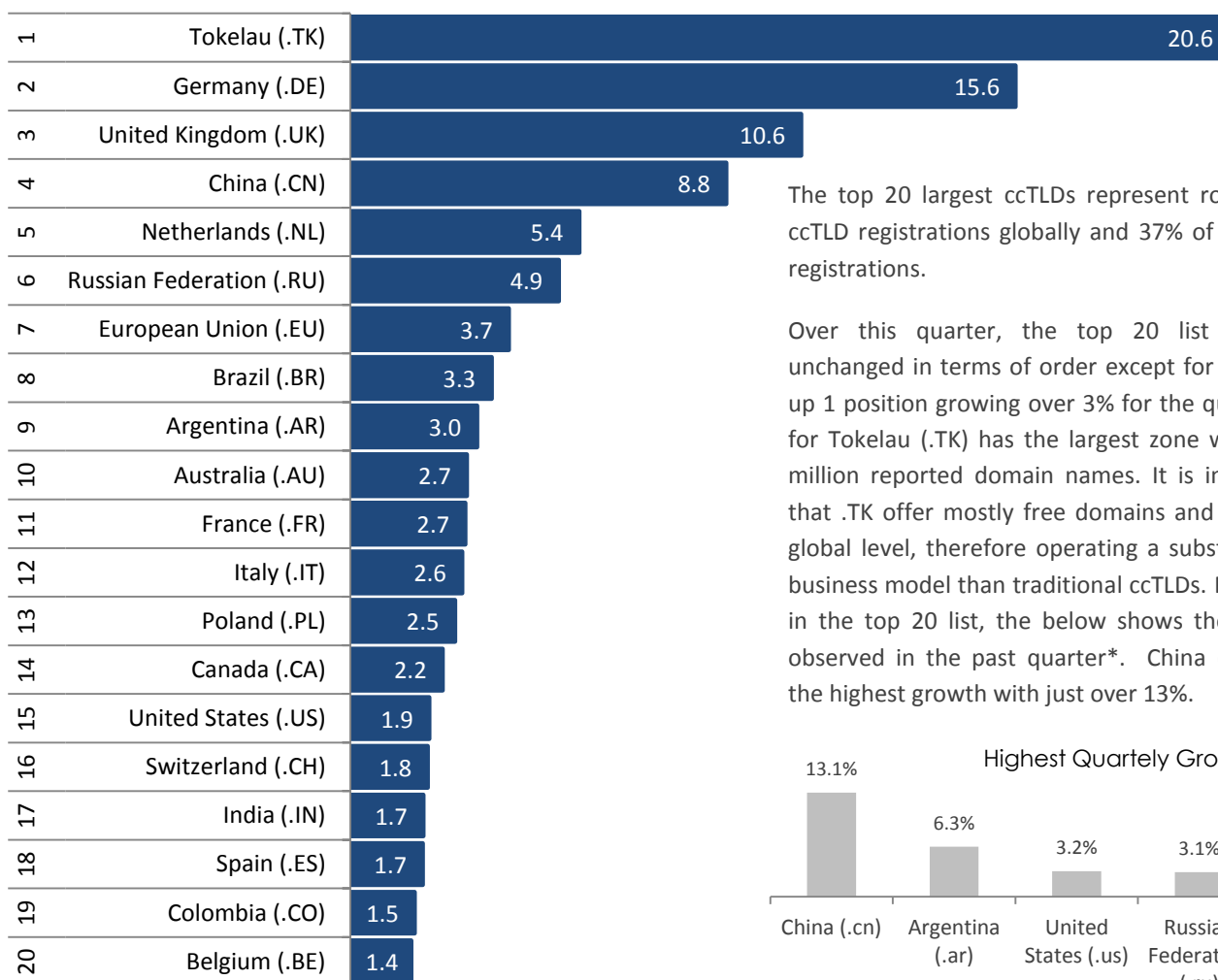
As shown on the left, the market share of ccTLDs has been increasing against gTLDs in small increments over the year and has attained just over 45% as at November 2013.

	Registrations	% Change (3 month)
ccTLD	120,737,433	3.3%
ccTLD IDN	1,215,148	0.8%
gTLD	146,794,365	1.0%
sTLD	1,274,293	-5.6%
Total	270,021,239	2.0%

Source: Zooknic

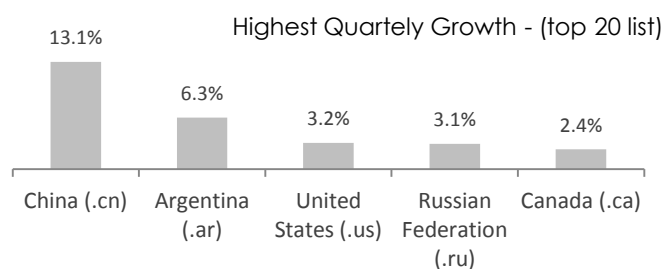
*ccTLDs include ccTLDs and ccTLD IDN. gTLDs include gTLDs and sTLDs

Top 20 ccTLDs



The top 20 largest ccTLDs represent roughly 82% of all ccTLD registrations globally and 37% of all domain name registrations.

Over this quarter, the top 20 list remains largely unchanged in terms of order except for .us which moved up 1 position growing over 3% for the quarter. The ccTLD for Tokelau (.TK) has the largest zone with now over 20 million reported domain names. It is important to note that .TK offer mostly free domains and is marketed at a global level, therefore operating a substantially different business model than traditional ccTLDs. From those found in the top 20 list, the below shows the highest growth observed in the past quarter*. China (.cn) experienced the highest growth with just over 13%.



Scale: Millions

Source: Zooknic, CENTR (Nov 2013)

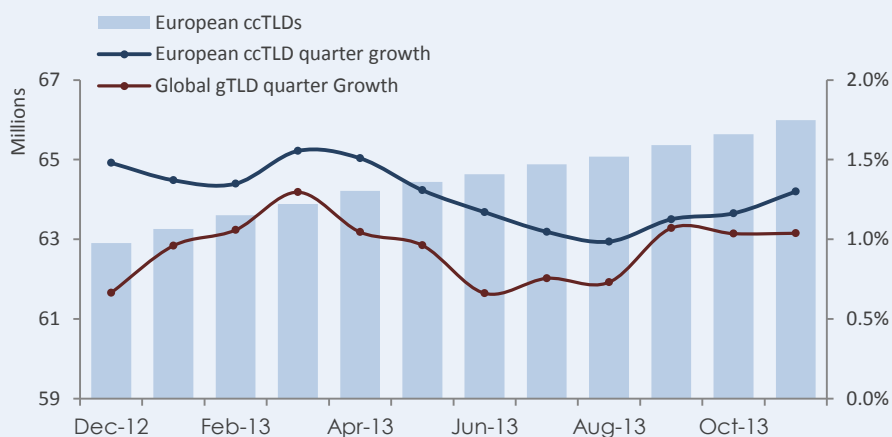
Quarter: Sep-Nov 2013 & does not include .tk due to significant difference in business model

European ccTLDs Status update

European ccTLDs closed November 2013 with just under 66 million registrations a growth of 1.3% over the past 3 month quarter. The chart (right) shows quarter growth rates (at each month) for both European ccTLDs and global gTLDs – it suggests an overall decline however more recently a rebound in growth. In general ccTLDs and gTLDs have closely aligned growth rates. The largest contribution to the November 3-month growth rate was .ru adding almost 150K net domains. Over the past 12 months, European ccTLDs grew 5% as compared to 3.8% among global gTLDs. Recently, and over the coming months, new gTLDs are being added to the root zone. One might expect to see an effect on gTLD growth once the new gTLDs start registering domain names These will be reported on in future editions of this report.

European ccTLDs At a Glance

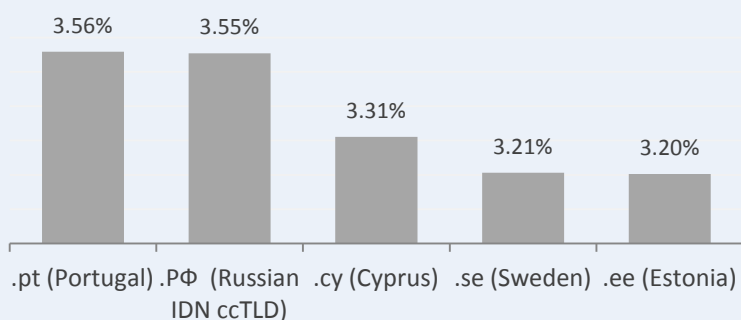
Total ccTLD registrations in Europe	65.9 million
Growth – Quarter/1 year	1.3%/5.0%
Average Renewal Rate	81.5%
Highest growth ccTLD (3 month %)	.pt (Portugal) 3.56%
Largest ccTLD (zone size)	.de (Germany), 15.6 million
DNSSEC Status	32 zones signed (62%)
No. Zones offering IDNs	25



Source: CENTR, Hosterstats, IANA (DNSSEC stats)

European ccTLDs – Domain name growth

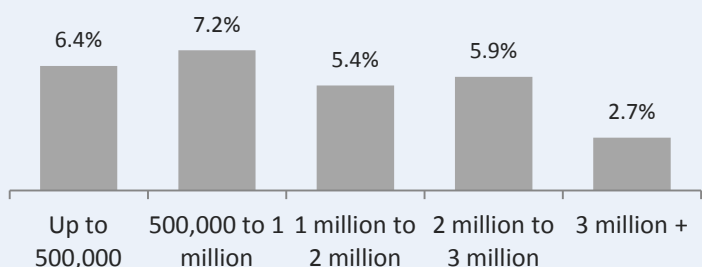
Highest Quartely Growth - Sep-Nov 2013



The chart (left) shows the top 5 highest growth European ccTLDs over the quarter (Sep-Nov 2013). Portugal (.pt) achieved the highest growth at 3.6% closely followed by the Russian IDN ccTLD .PΦ.

In terms of 12 month growth, the Portuguese ccTLD also performed highly (16%). Other high growth European ccTLDs over the 12 month period include Iceland, .is (13%), Montenegro, .me (12%) and Romania, .ro (11%)

Average 12 Month Growth (ccTLD Zone)



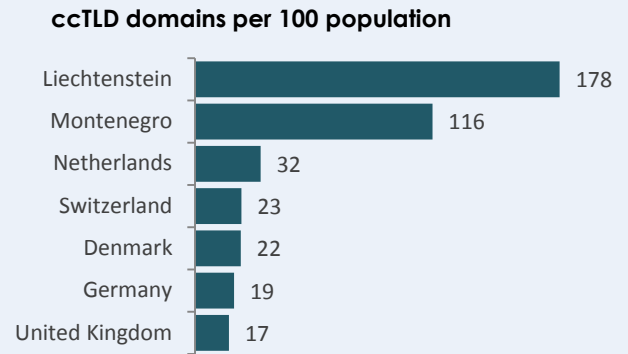
The chart (left) shows the average 12 month growth rates (as at November 2013) for European ccTLDs split up according to Registry zone size. The highest average growth was observed in the category of ccTLDs which manage between 500K and 1 million domains. In general higher percentage growth is achieved in small zones, however similar to previous reports, the 2-3 million category has again achieved above average growth. European ccTLDs in this category are currently; .FR (France), .IT (Italy) and .PL (Poland)

Note: Number of observations differs between categories.

European ccTLDs – Domain name penetration

Measuring the number of domains per a unit of population can provide some insight to the relevance of domains within a country. The chart (right) shows the number of ccTLD domains per 100 population of each country. These numbers do not distinguish between domains registered under the local ccTLD from within and outside the country.

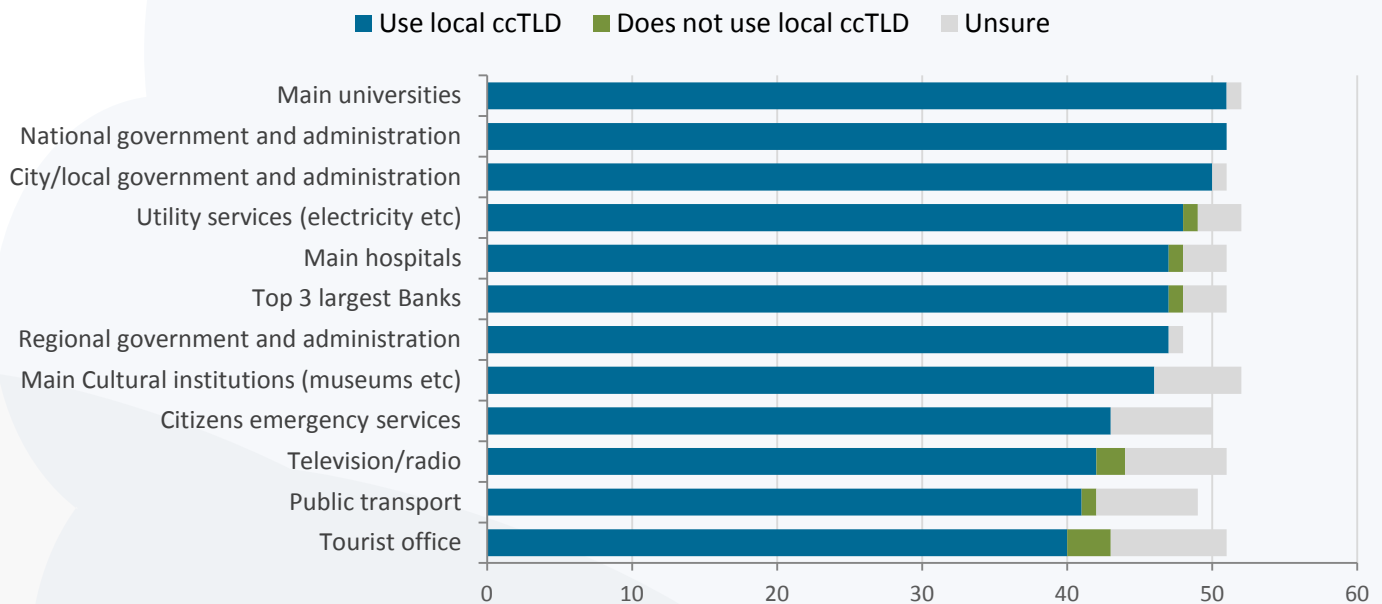
With a small population of 37,000, Liechtenstein retains the top position with 178 ccTLD domain names per 100 population. Montenegro (.ME), although also at a high position differs in its business model as unlike many European ccTLDs has a greater focus



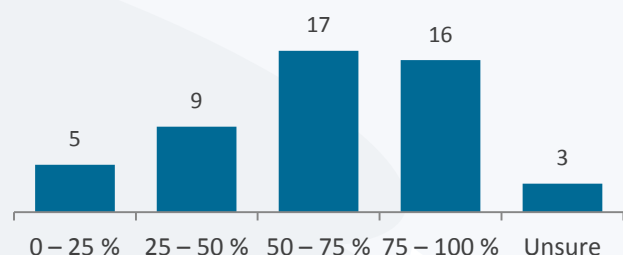
Source: CENTR, EuroStat, WorldBank

Who's using the local ccTLD?

'Who is using the local ccTLD?' CENTR and LACTLD surveyed their members about the preference of local institution, governments and large banks for the national country code. The answers of the more than 50 ccTLD operators in the European and Latin American region clearly show the preference for the local ccTLD over other TLDs. In another question from the same survey it was found that the most common reason for why business/individuals chose the local ccTLD is because it present a 'national identity'.



The chart (right) shows an estimate of the local market share of the ccTLD operators who responded to the survey. A large majority of the surveyed ccTLDs have a market share of more than 50% in their country. 16 of the surveyed ccTLDs estimate their market share between 75% and 100%



SOURCES

All data in this report is sourced from the following: CENTR, ZookNic (<http://www.zooknic.com/>) LACTLD, www.hosterstats.com. CENTR would like to thank the support of other Regional Organisations LACTLD, APTLD and AFTLD for their continued support in the development of statistical reporting for the global ccTLD community. When sourcing from CENTR, data is taken from responses received within CENTR surveys and ongoing data collection. No sampling or estimating is as this data is received directly from the ccTLD Registry Operators and processed within the CENTR Secretariat.

When the term 'European ccTLDs definition is used within this report, it refers to a set of European ccTLDs which are full members of CENTR. In most cases the aggregated values of this group are estimated to represent at least 95% of domain registrations from ccTLDs based in Europe.

GLOSSARY OF TERMS

ccTLD – a Country Code Top Level Domain (ccTLD) is a top level domain used and reserved for a country or dependent territory. Examples include .uk for the United Kingdom or .de for Germany. Each country appoints a manager of its ccTLD and sets the rules for allocating domains.

gTLD – a Generic Top Level Domain (gTLD) is a top level domain that is open to registrants worldwide in contrast to a Country Code Top Level Domain that are often restricted to registrants located in a particular country. The more popular gTLDs are .com, .org and .net

ccTLD IDN – an IDN is a domain names that includes characters used in the local representation of languages that are not written with the twenty-six letters of the basic Latin alphabet "a-z". An IDN can contain Latin letters with diacritical marks, as required by many European languages, or may consist of characters from non-Latin scripts such as Arabic or Chinese. A ccTLD IDN is an IDN at the top level – eg. the ccTLD IDN for the Russian Federation is .PФ which is the Cyrillic script version of .RF (Russian Federation)

sTLD – a Sponsored Top Level Domain (sTLD) is another form of a gTLD overseen by ICANN. An example of a sTLD is .cat for the Catalonia region.

Registrant – The individual or organisation that registers a specific domain name. They hold the right to use that domain name for a specified period of time (often one year however multi-year registrations are increasingly popular).

Registry - An internet domain name registry receives domain name information into a centralised database and transmits the information in internet zone files on the internet so that domain names can be found by users around the world via the worldwide web and email.

ABOUT CENTR

CENTR is an association of Internet Country Code Top Level Domain Registries such as .uk in the United Kingdom and .es in Spain. Full Membership is open to organisations, corporate bodies or individuals that operate a country code top level domain registry. The project that became CENTR was formed in March 1998 and was informally funded by participant registries. In 1999, it was legally established as a not-for-profit company in the UK. Since 2006, CENTR is registered as a non-for-profit organisation based in Brussels, Belgium. CENTR activities are funded by membership fees, and performed by a secretariat based in Brussels, Belgium.

Any questions on this report, please contact patrick@centr.org

